

INTELLIGENT CONTROLLER

IRC-2000



The IRC-2000 Intelligent Controller allows control of two access control points (doors). It utilizes flash firmware for easy upgrades, and employs fully distributed intelligence for off-line operations. Decisions such as access level changes, schedule activation and card expiration are made by the IRC-2000 controller without the need of a computer.

The panel contains on-board clock and memory backup as well as thermal overload protection. IRC-2000 supports fully supervised communication via RS-232, RS-485 and TCP/IP with selectable communication speed up to 56.6Kbps.

Connect to the Integra32 Server PC via I directly via RS-232 cable, LIF-100 TCP/IP Gateway or a RS232/485 convertor, for a total of up to 16 panels per controller network.

IRC-2000-4



Intelligent Reader Controller Ver. 4

New features:

- Increased cardholder capacity
- Increased event buffer size
- In/Out reader modules
- Updated & improved design

Great features:

- Distributed architecture
- Built in clock and calendar
- Flash firmware updates
- Optimal capacity:
 - 2 Access Points (Doors)
 - 8 Programmable Inputs
 - 8 Programmable Outputs
- Built-in RS-232/485 converter
- Thermal circuit protection
- **LOW COST!**



IRC-2000

Specifications




IRC-2000 Includes controller, ENCL1 enclosure and PS1224 power supply.



IRC-2000-UL Includes controller, ENCL1 enclosure, temper switch and PS1224 power supply.

Panels per Network :	16
Local PC & Remote Communications :	RS232, TCP/IP Ethernet or RS485, supervised
Communication Between Controllers :	Supervised RS-485
Speed :	Programmable 9.6 - 56Kbps
Distance :	4,000ft (1,200m)
Cable Type :	18AWG, 2 conductor, twisted, shielded
Cards per Panel :	5,000 (up to ten digit card numbers)
Access Levels per Panel :	5,000 (one per card per panel)
Site Codes per Panel :	10 (site code programming is not mandatory)
Off line Transactions Buffer :	3,000 FIFO, command, and alarm priority
Access Points (Readers/Keypads) :	2 (Red, Green LED and Buzzer control)
Distance :	Max 500ft (150m)
Cable Type :	20 - 22AWG, 6 or 8 conductor, shielded
Simultaneous Card Formats per Panel :	5, Wiegand or Clock & Data
Programmable Supervised Inputs :	8, four state monitoring, NO and NC inputs
Input Supervision :	4 state monitoring (1 or 2 resistors)
Distance :	Max 1,000ft (300m)
Cable Type :	20 - 22AWG, 2 conductor
Programmable Outputs :	4 SPDT 2A @ 30VDC, dry contacts
Output mode :	4 Electronic drivers, 12VDC max, 100mA
Programmable Fail Safe/Fail Secure	
Power Requirements :	16.5VAC, 40VA transformer (not included)
Recommended Back-up Battery :	12V, 7AH lead acid or gel cell (not included)

Compatible Accessories



RBH-LIF100
TCP/IP Gateway



RBH-RS232-C (M)
Serial Cable



RBH-RS485
232/485 Adaptor



RBH-EXITRDR
Exit Reader Module